

SCHOOL FINANCIAL REPORT

For the Year Ending June 30, 2017

For School District of Hollis, NH

SAU # 41

DUE TO THE NH DEPARTMENT OF REVENUE

Not Later Than September 1, 2017

"I certify under the pains and penalties of perjury, to the best of my knowledge and belief, that all of the information contained in this document is true, accurate and complete."
Per RSA 198:4-d





School Board Chairperson


9/18/17
Date

Superintendent of Schools: Andrew P. Corey Date: _____

SCHOOL BOARD MEMBERS
Please sign in ink.







FOR DRA USE ONLY

NH DEPARTMENT OF REVENUE ADMINISTRATION
MUNICIPAL & PROPERTY DIVISION
P.O. BOX 487
CONCORD, NH 03302-0487
(603)230-5090

NAME:	Acct #	(1) Fund 10	(2) Fund 21	(3) Fund 22	(4) Fund 30	(5) Fund 70
TITLES		GENERAL	FOOD SERVICE	ALL OTHER	CAPITAL PROJECTS	TRUST/AGENCY
ASSETS						
Current Assets						
1. CASH	100	575,721.16	9,082.76	0.00	0.00	0.00
2. INVESTMENTS	110	0.00	0.00	0.00	0.00	0.00
3. ASSESSMENTS RECEIVABLE	120	0.00				
4. INTERFUND RECEIVABLE	130	780,025.60	30,304.85	12,859.01	0.00	0.00
5. INTERGOV'T REC	140	2,051.50	2,005.22	37,842.13	0.00	156,761.05
6. OTHER RECEIVABLES	150	59,286.56	11.70	0.00	0.00	0.00
7. BOND PROCEEDS REC	160					
8. INVENTORIES	170	0.00	6,224.30	0.00	0.00	0.00
9. PREPAID EXPENSES	180	3,953.85	0.00	0.00	0.00	0.00
10. OTHER CURRENT ASSETS	190	0.00	0.00	0.00	0.00	0.00
11. Total Current Assets lines 1 - 10		1,421,538.67	47,628.83	50,701.14	0.00	156,761.05
LIAB & FUND EQUITY						
Current Liabilities						
12. INTERFUND PAYABLES	400	725,762.37	0.00	37,817.13	0.00	0.00
13. INTERGOV'T PAYABLES	410	1,746.87	193.85	25.00	0.00	0.00
14. OTHER PAYABLES	420	27,895.24	0.00	0.00	0.00	0.00
15. CONTRACTS PAYABLE	430	0.00	0.00	0.00	0.00	0.00
16. BOND AND INTEREST PAY	440	0.00				
17. LOANS AND INTEREST PAY	450	0.00				
18. ACCRUED EXPENSES	460	71,879.29	0.00	0.00	0.00	0.00
19. PAYROLL DEDUCTIONS	470	0.00	0.00	0.00	0.00	0.00
20. DEFERRED REVENUES	480	1,440.00	15,021.15	0.00	0.00	0.00
21. OTHER CURRENT LIAB	490	0.00	0.00	0.00	0.00	0.00
22. Total Current Liabilities lines 12 - 21		828,723.77	15,215.00	37,842.13	0.00	0.00
Fund Equity						
Nonspendable:						
23. RESERVE FOR INVENTORIES	751	0.00	6,224.30	0.00	0.00	0.00
24. RESERVE FOR PREPAID EXPENSES	752	3,953.85	0.00	0.00	0.00	0.00
25. RESERVE FOR ENDOWMENTS (principal only)	756	0.00	0.00	0.00	0.00	0.00
Restricted:						
26. RESERVE FOR ENDOWMENTS (interest)	756	0.00	0.00	0.00	0.00	0.00
27. RESTRICTED FOR FOOD SERVICE			0.00		0.00	
28. UNSPENT BOND PROCEEDS						
Committed:						
29. RESERVE FOR CONTINUING APPROPRIATIONS	754	0.00	26,189.53	12,859.01	0.00	0.00
30. RESERVE FOR AMTS VOTED	755	79,000.00	0.00	0.00	0.00	0.00
31. RESERVE FOR ENCUMBRANCES (non-lapsing)	753	0.00	0.00	0.00	0.00	0.00
32. UNASSIGNED FUND BALANCE RETAINED		152,000.00				
Assigned:						
33. RESERVED FOR SPECIAL PURPOSES	760	0.00	0.00	0.00	0.00	156,761.05
34. RESERVE FOR ENCUMBRANCES	753	3,220.93	0.00	0.00	0.00	0.00
35. UNASSIGNED FUND BALANCE	770	354,640.12	32,413.83	12,859.01	0.00	156,761.05
36. Total Fund Equity lines 23-35		592,814.90	32,413.83	12,859.01	0.00	156,761.05

37. TOT LIAB & FUND EQUITY lines 22 & 36		1,421,538.67	47,628.83	50,701.14	0.00	156,761.05
REVENUES		GENERAL	FOOD SERVICE	ALL OTHER	CAPITAL PROJECTS	TRUST
Revenue From Local Sources						
1. Total Assessments	1100-1119	8,263,593.00	0.00	0.00	0.00	0.00
2. Tuition from All Sources	1300-1399	22,882.00		0.00		
3. Transportation Fees from All Sources	1400-1499	0.00		0.00		
4. Earnings on Investments	1500-1599	1,233.41	45.20	0.00	0.00	1,057.14
5. Food Services Sales	1600-1699		196,627.86			
6. Other Revenue from Local Sources	1700-1999	8,638.19	0.00	0.00	0.00	0.00
7. Total Local Non-Tax Revenue Lines 2-6		32,753.60	196,673.06	0.00	0.00	1,057.14
8. Total Local Revenue Lines 1 & 7		8,286,346.60	196,673.06	0.00	0.00	1,057.14
Revenue from State Sources						
UNRESTRICTED GRANTS-IN-AID						
9. Adequacy Education Grant	3111	904,001.03				
10. Statewide Enhanced Education Tax	3112	1,378,318.00				
11. Shared Revenues	3119					
12. Other (Specify)	3190-3199	0.00	0.00	0.00	0.00	0.00
13. Total Unrestricted Grants-In-Aid 9-12		2,282,319.03	0.00	0.00	0.00	0.00
RESTRICTED GRANTS-IN-AID						
14. School Building Aid	3210	0.00			0.00	
15. Kindergarten Building Aid	3215	0.00			0.00	
16. Kindergarten Aid	3220	0.00			0.00	
17. Catastrophic Aid	3230	39,129.72				
18. Vocational Education	3241-3249	0.00			0.00	
19. All Other Restricted Grants-In Aid	3250-3299	0.00	2,432.50	0.00	0.00	0.00
20. Total Restricted Grants-In Aid (Lines 14-19)		39,129.72	2,432.50	0.00	0.00	0.00
21. Grants-in-Aid Through Other Public Intermediate Agenc	3700	0.00	0.00	0.00		
22. Revenue in Lieu of Taxes	3800	0.00		0.00		
23. Total Revenue from State Sources Lines 13, and 20-22		2,321,448.75	2,432.50	0.00	0.00	0.00
		GENERAL	FOOD SERVICE	ALL OTHER	CAPITAL PROJECTS	TRUST

REVENUES					
Revenue From Federal Sources					
24. Unrestricted Grants-In-Aid	4100-4299	0.00	11,879.00	0.00	0.00
RESTRICTED GRANTS-IN-AID					
25. Restricted Grants-in-Aid Direct from Fed Gov't	4300-4399	0.00	0.00	0.00	0.00
26. Restricted Grants-in-Aid from Fed Gov't thru State	4500-4599	41,171.67	25,515.26	166,241.69	0.00
27. Other Revenue for /on Behalf of LEA	4700-4999	0.00	0.00	0.00	0.00
28. Federal Forest Land Distribution	4810	0.00	0.00	0.00	0.00
29. Total Revenue from Federal Gov't (Lines 24-28)		41,171.67	37,394.26	166,241.69	0.00
Other Financing Sources					
30. Sale of Bonds and Notes	5100-5139	0.00	0.00	0.00	0.00
31. Reimbursement Anticipation Notes	5140	0.00	0.00	0.00	0.00
Interfund Transfers					
32. Transfer from General Fund	5210	0.00	0.00	0.00	63,000.00
33. Transfer from Special Revenue Funds	5220-5229	0.00	0.00	0.00	0.00
34. Transfer from Capital Projects	5230-5239	0.00	0.00	0.00	0.00
35. Transfer from Capital Reserve Funds	5251	0.00	0.00	0.00	0.00
36. Transfer from Trust Funds	5252-5253	0.00	0.00	0.00	0.00
37. Compensation for Loss of Fixed Assets	5300-5399	0.00	0.00	0.00	0.00
38. Capital Lease/Lease Purchases	5500-5600	0.00	0.00	0.00	0.00
39. Total Other Financing Sources (Lines 30-38)		0.00	0.00	0.00	63,000.00
40. Total Revenue & Other Financing Sources (Lines 8,23,29,39)		10,648,967.02	236,499.82	166,241.69	64,057.14

EXPENDITURES	GENERAL	FOOD SERVICE	SPECIAL REVENUE	CAPITAL PROJECTS	TRUST/AGENCY
Instruction					
1. Regular Programs	5,135,881.23		17,327.20		
2. Special Programs	1,432,979.79		134,318.49		
3. Vocational Programs	0.00		0.00		
4. Other Instructional Programs	0.00		1,579.87		
5. Non-Public Programs	0.00		0.00		
6. Adult & Community Programs	0.00		0.00		
7. Total Instructional Expenditures (Lines 1-6)	6,568,861.02	0.00	153,225.56	0.00	0.00
Support Services					
8. Student Services	956,820.74		0.00		
9. Instructional Staff	331,801.82		14,596.00		
10. General Administration - SAU Level	467,746.74		0.00		
11. School Administration	733,663.38		0.00		
12. Business	759.54		0.00		
13. Operation/Maintenance of Plant	1,013,667.37		0.00		
14. Student Transportation	2700-2799		0.00		
15. Centralized Services	2800-2899		0.00		
16. Other Support Services	2900-2999		0.00		
17. Food Service Operation	3100-3199		0.00		
18. Total Support Services (Lines 8-17)	231,677.33	0.00	14,596.00	0.00	0.00
Other Outlays					
19. Facility Acquisition & Construction	93,672.40		0.00	0.00	
20. Debt Service - Principal	0.00		0.00		
21. Debt Service - Interest	0.00		0.00		
Other Financing Uses					
22. Transfer to General Fund	0.00	0.00	0.00	0.00	0.00
23. Transfer to Food Service (Special Revenue) Funds	0.00	0.00	0.00		
24. Transfers to All Other Special Revenue Funds	0.00	0.00	0.00		
25. Transfer to Capital Projects Funds	0.00	0.00	0.00		
26. Transfer to Capital Reserves	0.00	0.00	0.00		
27. Transfer to Expendable Trust Funds	64,057.14				
28. Transfer to Nonexpendable Trust Funds	0.00				
29. Transfer to Fiduciary Fund	(1,057.14)				
30. Allocation to Charter Schools	0.00		0.00		
31. Allocation to Other Agencies	0.00		0.00		
32. Total Other Outlays and Financing Uses (Lines 19-31)	156,672.40	0.00	0.00	0.00	0.00
33. Total Expenditures for All Purposes (Lines, 7, 18 & 32)	10,632,579.91	231,677.33	167,821.56	0.00	0.00

AMORTIZATION OF LONG TERM DEBT						
For the Fiscal Year Ending on June 30th						
REPORT IN WHOLE DOLLARS						
	(1)	(2)	(3)	(4)	(5)	(6)
	DEBT 1	DEBT 2	DEBT 3	DEBT 4	DEBT 5	TOTAL
Length of Debt (yrs)	0	0	0	0	0	
Date of Issue (mm/yy)	0	0	0	0	0	
Date of Final Payment(mm/yy)	0	0	0	0	0	
Original Debt Amount	0.00	0.00	0.00	0.00	0.00	0.00
Interest Rate	0.00	0.00	0.00	0.00	0.00	0.00
Principal at Beginning of Yr	0.00	0.00	0.00	0.00	0.00	0.00
New Issues This Year	0.00	0.00	0.00	0.00	0.00	0.00
Retired Issues This Yr	0.00	0.00	0.00	0.00	0.00	0.00
Remaining Principal Bal Due	0.00	0.00	0.00	0.00	0.00	0.00
Remaining Interest Bal Due	0.00	0.00	0.00	0.00	0.00	0.00
Remaining Debt(P&I) Bal Due	0.00	0.00	0.00	0.00	0.00	0.00
Amount of Prin to be Paid Next Fisc. Yr	0.00	0.00	0.00	0.00	0.00	0.00
Amount of Interest to be Paid Next Fisc Yr.	0.00	0.00	0.00	0.00	0.00	0.00
Total Debt (P&I) to be Paid Next Fisc. Yr	0.00	0.00	0.00	0.00	0.00	0.00